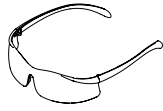


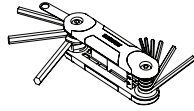
Disassembly and Recycling Instructions



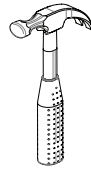
Tori 3560, 3580
Tools Required:



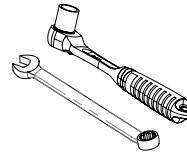
Safety Glasses



Metric Allen
Wrenches



Hammer



Wrenches/Ratchet

1. Remove Casters from the base. Recycle Casters
2. Face the chair down and Hammer the control while pulling on the base to separate.
3. Separate the Cylinder from the base then recycle.
4. Face the Chair down and use the allen wrench to remove and unscrew the arms. Recycle Arms
5. Use a wrench to remove the control and then recycle.
6. Recycle the Seat and Back.



Back

Polypropylene



Arms

Polypropylene



Seat

Polypropylene



Control / Gas Lift

Polypropylene, Steel



Base

Polypropylene



Casters

Polypropylene, Nylon, ABS



= Recyclable Material Content